

TEXAS TIMBER PRICE TRENDS

Market Overview*

Additional mill closures and curtailment have been announced in the region. Stumpage prices declined across the board during the January/February period. The pine sawlog market remained slow.

Several reporters reported no pine sawlog sales in the whole period. "Pine and hardwood pulpwood prices are falling weekly as is hardwood (saw)log." A reporter commented.

Statewide pine sawlog price averaged \$24.25/ton, an 18% decrease from the last period and a 33% decrease from a year ago. In Northeast Texas, the average pine sawlog price was \$29.89/ton. The average price was \$23.17/ton in Southeast Texas.

Pine pulpwood price declined 13% to \$7.05/ton statewide, a \$1.04/ton decrease from the last period. This was half of the peak price a year ago.

Small diameter pine sawlogs (CNS) averaged \$16.21/ton statewide, down \$1.69/ton or 9% from the last period.

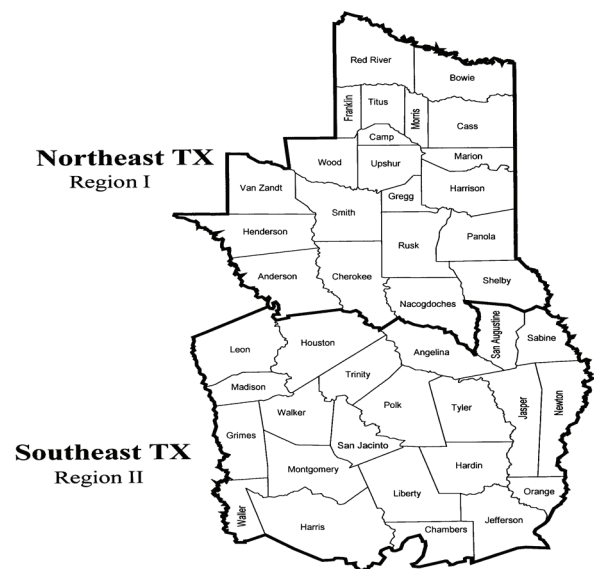
Average hardwood sawlog price was \$21.28/ton in East Texas. The price was

\$18.53 in Northeast Texas and \$24.87/ton in Southeast Texas.

Statewide hardwood pulpwood price averaged \$7.71/ton, an 8% decrease from the last period.

*The average prices reported here represent transactions of 254,566 tons of pine sawlogs, 300,169 tons of pine pulpwood, 109,980 tons of pine CNS, 14,955 tons of hardwood sawlogs, and 53,552 tons of hardwood pulpwood statewide during the January/February period in 2009.

**Texas Timber Price Trends
Market Regions**

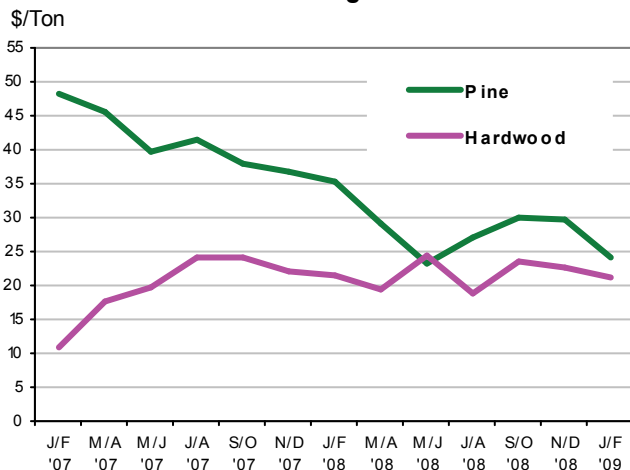


Stumpage Prices in Texas

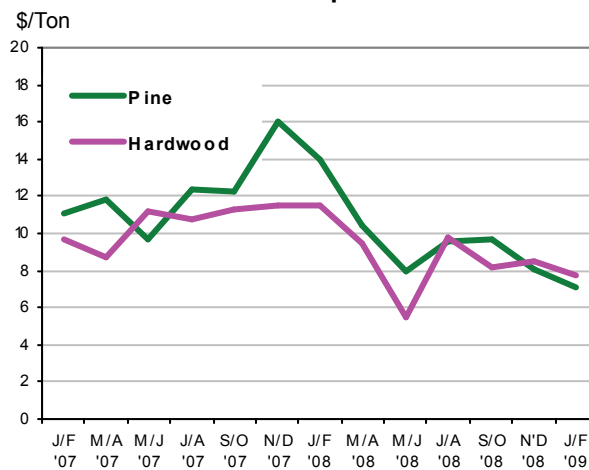
Product /Region	Average Price		Last Period			Year Ago			Report	
PINE										
Sawlogs	\$/ton	\$/MBF	\$/ton	\$/MBF	Chg	\$/ton	\$/MBF	Chg	Number	
Northeast TX	29.89	203.11	33.60	256.04	-11% ↓	34.02	283.76	-12% ↓	28	↓
Southeast TX	23.17	180.70	29.02	229.87	-20% ↓	40.65	269.12	-43% ↓	62	↓
Statewide	24.25	184.73	29.74	234.11	-18% ↓	36.41	277.69	-33% ↓	90	↓
USFS	13.05	104.44	**	**	**	**	**	**	5	
Pulpwood	\$/ton	\$/cord	\$/ton	\$/cord	Chg	\$/ton	\$/cord	Chg	Number	
Northeast TX	7.58	20.17	9.38	25.12	-19% ↓	14.97	40.24	-49% ↓	30	↓
Southeast TX	6.86	18.52	7.79	21.04	-12% ↓	10.93	29.52	-37% ↓	47	↓
Statewide	7.05	18.95	8.09	21.81	-13% ↓	14.02	37.72	-50% ↓	77	↓
USFS	**	**	**	**	**	**	**	**	**	**
Chip-N-Saw	\$/ton	\$/cord	\$/ton	\$/cord	Chg	\$/ton	\$/cord	Chg	Number	
Northeast TX	13.36	36.08	**	**	**	20.61	55.64	-35% ↓	4	↓
Southeast TX	16.22	43.80	17.89	48.31	-9% ↓	**	**	**	18	
Statewide	16.21	43.76	17.90	48.33	-9% ↓	14.43	38.96	12% ↑	22	↑
HARDWOOD										
Mixed Sawlogs	\$/ton	\$/MBF	\$/ton	\$/MBF	Chg	\$/ton	\$/MBF	Chg	Number	
Northeast TX	18.53	146.90	19.64	183.37	-6% ↓	19.76	178.24	-6% ↓	35	↓
Southeast TX	24.87	223.84	25.75	231.74	-3% ↓	24.79	216.95	0% ↑	12	↑
Statewide	21.28	177.92	22.23	204.29	-4% ↓	20.27	182.23	5% ↑	47	↑
USFS	**	**	**	**	**	**	**	**	**	**
Pulpwood	\$/ton	\$/cord	\$/ton	\$/cord	Chg	\$/ton	\$/cord	Chg	Number	
Northeast TX	7.85	21.99	9.09	25.46	-14% ↓	11.42	32.97	-31% ↓	14	↓
Southeast TX	7.61	21.30	8.07	22.60	-6% ↓	7.42	20.79	3% ↑	19	↑
Statewide	7.71	21.58	8.41	23.56	-8% ↓	11.05	31.82	-30% ↓	33	↓
USFS	**	**	**	**	**	**	**	**	**	**

1. Stumpage price statistics include gatewood sales. Stumpage prices for gatewood sales are estimated by subtracting cut-and-haul costs, other expenses, and profits provided by reporter.
2. Price is calculated from a specific conversion factor reported for each sale if available; otherwise, the average conversion factors listed on page 4 are used. MBF = Thousand Board Feet. The DOYLE LOG SCALE is used for board foot measurements.
3. Statewide data excludes U.S. Forest Service sales.
4. ** indicates insufficient sales to report price statistics (less than three sales).
5. Prices listed for previous periods may differ from previously published values because additional data have been received.
6. Price change in percentage is calculated based on price in ton.
7. Extreme outliers from reported data are detected and filtered out based on statistical methods.
8. Price changes are calculated based on price in ton.

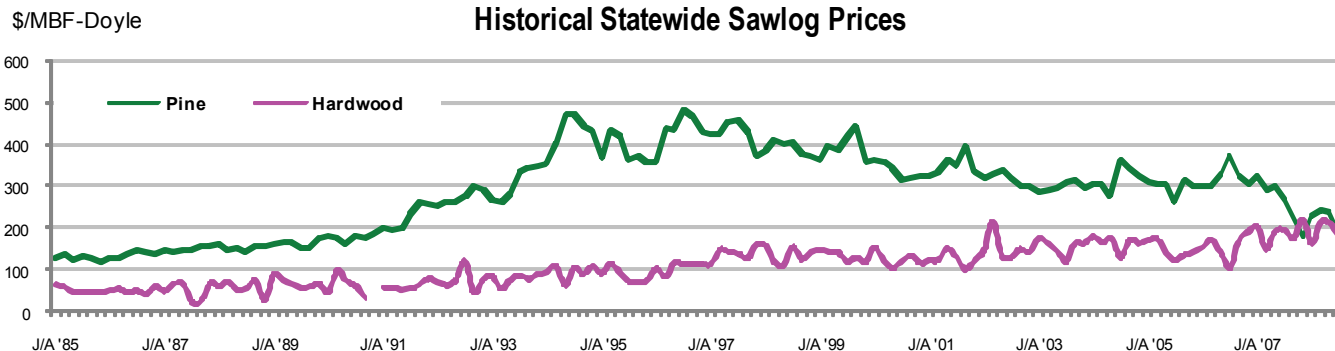
Sawlogs



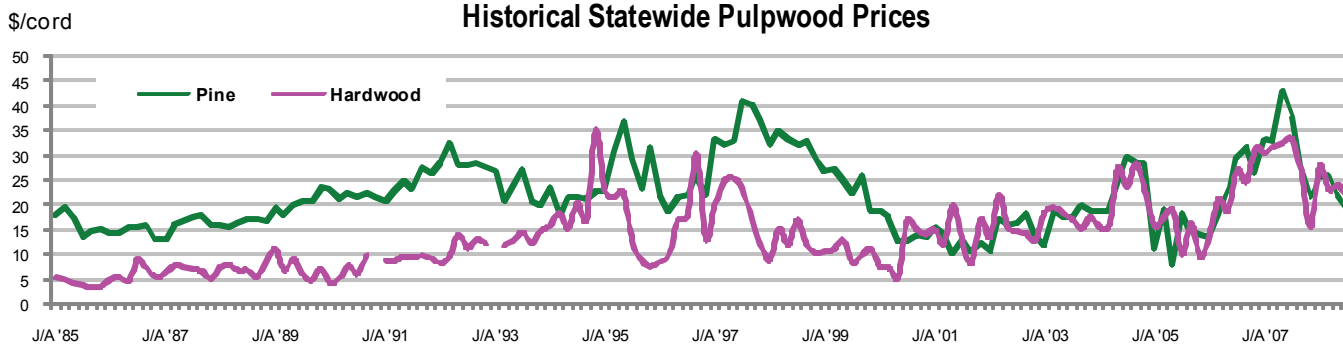
Pulpwood



Historical Statewide Sawlog Prices



Historical Statewide Pulpwood Prices



Note: A gap in the chart means less than 3 sales were reported and no price statistics were compiled.
 For chart data, please go to <http://txforestservicetamu.edu/main/article.aspx?id=145>.



Texas Timber Price Trends is a bi-monthly publication reporting average prices paid for standing timber in Texas.

This report is intended only as a guide to general price levels. Individuals inter-

ested in buying and selling timber can use this report to monitor market trends and get a general idea of what timber is worth. However, it should not be used to judge the fair market value of a specific timber sale, which may vary considerably due to many factors.

HOW ARE AVERAGE PRICES CALCULATED?

Data published in this report are from actual timber sales as reported by as many as 60 cooperators active in the East Texas timber market. Reporters include forest product companies, logging contractors, consulting foresters, family forest landowners, financial institutions, and federal agencies.

The prices are volume weighted average prices. The price per ton for each product category is as reported or using a specific conversion factor provided by the reporters. When a specific conversion factor for each sale is not available, an average conversion factor listed here is used instead.

VOLUME CONVERSION FACTORS

Sawlogs & Chip-N-Saw

Pine— 8 tons=1 MBF-Doyle

Pine CNS— 2.7 tons= 1 Cord

Hardwood— 9 tons= 1 MBF-Doyle

Pulpwood

Pine— 2.7 tons=1 Cord

Hardwood— 2.8 tons= 1 Cord

This publication is also available on the Texas Forest Service website at:

<http://txforestservice.tamu.edu/main/article.aspx?id=145>

WANT TO BE A REPORTER?

If you are active in the East Texas timber market, please consider becoming a cooperating price reporter. You will receive report forms bi-monthly with a self-return envelope. In addition, you will receive a hard copy of the report in exchange for your price information.

Texas Forest Service
301 Tarrow, Suite 364
College Station, TX 77840-7896

T E X A S
FOREST SERVICE
 The Texas A&M University System